


T M S Scheduling

Briton Panic Devices



Briton Panic Devices have been tested to the latest British Standards covering exit door products, BS EN 1125 & BS EN 179.




Briton panic devices offer the solution to exit doors of all types whether they are single or double, rebated or plain meeting stiles.



Briton panic devices can be used in conjunction with outside access devices so that entrance from the outside can be gained by key holders without detracting from the escape requirement from the inside.



Briton panic devices are available rim mounted and reversible for either hand of door and will suit doors upto 2500mm high and 1300mm wide leaves.




Cylinders can be provided to the above items suited to the clients main master key system.

T M S Scheduling

Briton Panic Devices

**Briton Panic Devices For Single and Double Doors To British Standard
BS EN 1125**



Pattern No. 376E

Vertical Rim Mounted Push Bar Single Panic Bolt

Painted
SE, GE, C/C
Plated
SSS, PSS, PB

Size
To Suit Doors Upto
2500mm High & 1300mm Wide

Pattern No. 378E

Rim Mounted Push Bar Panic Latch

Painted
SE, GE, C/C
Plated
SSS, PSS, PB

Size
To Suit Doors Upto
1300mm Wide



Pattern No. 379E-N

**Mortice Nightlatch Operated By Rim Mounted
Push Bar**

Painted
SE, GE, C/C
Plated
SSS, PSS, PB

Size
To Suit Doors Upto
1300mm Wide

For pairs of doors use 376E single panic bolt with either a 378E and double door striker or a 379E-N on the first opening leaf.

T M S Scheduling

Briton Panic Devices

Ancillary Equipment For Use With Briton Panic Devices



Pattern No. 1413E/LE

Lever Operated Outside Access Device (Without Cylinder)

Painted

SE, GE, C/C

Plated

SSS, PSS, PB

Pattern No. 1413E/KE


Knob Operated Outside Access Device (Without Cylinder)

Painted

SE, GE, C/C

Plated

SSS, PSS, PB



Pattern No. 378DDS

Double Door Strike For Use On Pairs Of Doors

Painted

SE, GE, C/C

Plated

SSS, PSS, PB

For use on all self closing fire doors it is recommended that a door coordinator (selector) is fitted to ensure that the doors close in the correct sequence.

Cylinders for use with the above access devices but suited to clients master key requirements are available upon request.

T M S Scheduling

Exidor Panic Devices



Exidor Panic Devices have been independently tested to the latest British Standards covering exit door products, BS EN 1125 & BS EN 179.



Exidor panic devices offer the solution to exit doors of all types whether they are single or double, rebated or plain meeting stiles.



Exidor panic devices can be used in conjunction with outside access devices so that entrance from the outside can be gained by key holders without detracting from the escape requirement from the inside.



Exidor panic devices are available rim mounted and reversible for either hand of door and will suit doors upto 2440mm high and 1220mm wide leaves.



Cylinders can be provided to the above items suited to the clients main master key system.

T M S Scheduling

Exidor Panic Devices

Exidor Panic Devices For Single and Double Doors To British Standard BS EN 1125



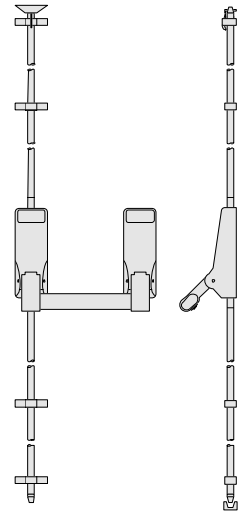
Pattern No. 294

Vertical Rim Mounted Push Bar Single Panic Bolt

To Suit Doors Upto 2440mm High & 1220mm Wide

Finishes: SE, GE, BE

Ral Colours & Plated Finishes To Special Order



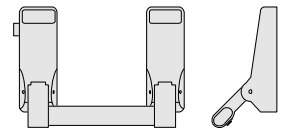
Pattern No. 296

Rim Mounted Push Bar Panic Latch

To Suit Doors Upto 1220mm Wide

Finishes: SE, GE, BE

Ral Colours & Plated Finishes To Special Order



Pattern No. 305

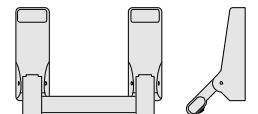
Rim Mounted Push Bar Panic Actuator

For British Standard Must Be Used With Exidor Nightlatch

To Suit Doors Upto 1220mm Wide

Finishes: SE, GE, BE

Ral Colours & Plated Finishes To Special Order



For pairs of doors use 294 single panic bolt with either a 296 and double door striker or a 301 on the first opening leaf.

T M S Scheduling

Exidor Panic Devices

Exidor Touch Bar Panic Devices For Single and Double Doors To British Standard BS EN 1125



Pattern Nos.
402 or 416

Pattern No.
420

Pattern Nos.
402 or 404

Pattern Nos.
416 or 418

Pattern Nos.
404 or 418

Pattern No. 402 Vertical 2 Point Securing Rim Mounted Touchbar Single Panic Bolt Top & Bottom Pullman Latches

Pattern No. 404 Vertical 3 Point Securing Rim Mounted Touchbar Single Panic Bolt Top & Bottom Pullman Latches

Pattern No. 416 Vertical 2 Point Securing Rim Mounted Touchbar Single Panic Bolt 2 Horizontal Latches

Pattern No. 418 Vertical 3 Point Securing Rim Mounted Touchbar Single Panic Bolt 2 Horizontal Latches

Pattern No. 420 Rim Mounted Touchbar Actuator c/w Mortice Night Latch

Size:

To Suit Doors Upto 2440mm High & 900mm Wide (Also available for doors up to 1200mm wide)

Finishes:

SE, GE, BE

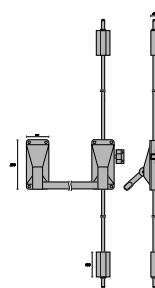
Ral Colours & Plated Finishes To Special Order



Exidor Security Panic Escape Range

Available as a single point Panic Latch
or as 2,3 or 4 Point bolting points

Anti-thrust on bottom bolt
19 or 30mm throw available
None handed
Can be offered microswitched



T M S Scheduling

Exidor Outside Access Devices

Ancillary Equipment For Use With Exidor Panic Devices



Pattern No.
302



Pattern No.
410



Pattern No.
409



Pattern No.
298

Pattern No. 302 Outside Access Device For Use With Push Bar Panic Devices

Pattern No. 410 Outside Access Device For Use With Touch Bar Panic Devices

Pattern No. 409 Outside Access Device For Use With Touch Bar Panic Devices c/w Standard Cylinder & 2 Keys.

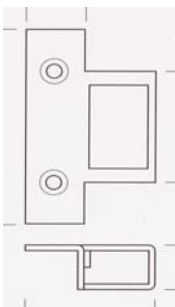
Pattern No. 298 Outside Access Device For Use With Push Bar Panic Devices c/w Standard Cylinder & 2 Keys.

302 & 410 Outside Access Devices are available with or without a cylinder, therefore enabling a cylinder to be installed suited to the main master key. Accepts europrofile or oval 40mm single cylinder.

Finishes:

SE, GE, Blk, Wht

Ral Colours & Plated Finishes To Special Order



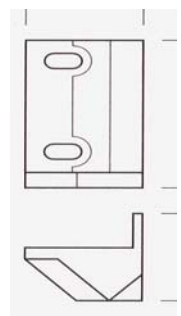
Pattern No. 300 & 406

Double Door Strike For Use On Pairs Of Rebated Doors
(300 Push Bar – 406 Touch Bar)

Finishes:

SE, GE, Blk, Wht

Ral Colours & Plated Finishes To Special Order



Pattern No. 304

Battery Operated Exit Alarm To Suit All Exidor Panic Bolts
c/w 2 Keys & Long Life High Power PP3 9v DC Battery

Finishes:

SE, GE, Blk, Wht

Ral Colours & Plated Finishes To Special Order